

全国统一服务热线 4001 8989 63

**MELUCK**<sup>®</sup>

科技之美 • 乐享未来



**安徽美乐柯制冷空调设备有限公司**

Anhui Meluck Refrigeration Air-condition Equipment Co.,Ltd.

地址: 安徽省宣城市高新区昭亭北路518号

Add: No 518, North Zhaojing Road, High-tech Zone, Xuancheng city, Anhui Province.

电话/Tel: +86-563-2527 009/2527 911

邮箱/E-mail: yf@sh-meluck.com



**上海美乐柯冷链设备有限公司**

Shanghai Meluck Refrigeration Equipment Co.,Ltd.

地址: 上海市嘉定区惠平路801号1幢11层1106室、1107室

Add: Room 1106&1107, 1# building, No 801, Huiping Road, Jiading District, Shanghai.

电话/Tel: +86-21-3919 9091/3919 9148

邮箱/E-mail: yf@sh-meluck.com

[www.sh-meluck.com](http://www.sh-meluck.com)



我司对样本中的各类技术参数保留自行更改而不另行通知的权利。

Our company reserves the right to modify the specification in the catalogue without the advance notice.

2025年1月版

**MELUCK**<sup>®</sup>

科技之美 • 乐享未来



**LSQ 系列箱式冷水机组**  
LSQ Series Box Type Chillers



**美乐柯集团**  
MELUCK Group

# 美乐柯集团简介

## MELUCK Group Company Profile

安徽美乐柯制冷空调设备有限公司（以下简称“美乐柯”）成立于2011年，一直专注于制冷空调产品的研发与生产，从事制冷领域30余年（原总部公司成立于上世纪90年代、2003年成立上海公司，2011年整体产业转移到安徽宣城）。美乐柯专业生产商用和工业用制冷成套设备，主导产品有冷库用冷凝机组、工业用低温冷水机组、冷风机等。其中冷库用冷凝机组涵盖涡旋、半封活塞、螺杆等多种类型，可应用于大、中、小型各类冷库。半封闭活塞并联冷凝机组、整体式库用冷冻机已获得“安徽省新产品”认定。根据中国制冷空调工业协会和产业在线提供数据，2022—2023年度，美乐柯冷凝机组产品销量分别为1.6万台和1.8万台，市场占有率分别为11.1%和12.0%，在中国同行业中排名第二。美乐柯荣获省专精特新冠军企业、省级企业技术中心、省工业设计中心、省消费品工业三品示范企业、省商标品牌示范企业、工业互联网示范企业、通过了质量、环境、职业健康、知识产权贯标管理体系认证。

我司经营战略旨在应对瞬息万变的市场环境，积极把握行业发展趋势，持续优化业务布局，强化核心竞争力，以期在未来实现稳健且可持续的增长；同时聚焦具体细分市场，深度挖掘目标客户群体的需求特点，打造高度契合其需求的产品与服务。公司将通过技术创新、优质服务、独特设计、高效运营等手段，塑造鲜明的品牌形象与价值主张，在精密环境控制机组、实施农业和产地预冷技术与装备等方向拓展新业务，以实现市场占有率的稳步提升和企业的持续发展。

美乐柯具备雄厚的制冷技术储备、先进的生产流水线和检测设备，按产品制造要求，建立了全套的生产制度流程与完善的质量保障体系。同时公司拥有一系列完整的晋升通道，培训体系，薪酬制度，保障了企业人才梯队建设与员工个人成长。公司注重科技创新投入，目前自行研制的很多关键部件已申请国家专利，截止2024年6月，共获得7项发明专利，44项实用新型专利，6项外观发明专利；参与起草2项国家标准，已发布实施。美乐柯集团现有员工412人。

**企业使命：**致力于将美乐柯打造成百年企业。

**企业愿景：**成为行业内最优秀的冷冻冷藏集成系统服务商。

**企业文化：**以客户为中心，质量为本，简单高效，共创、共担、共享。

Anhui MELUCK Refrigeration Air-Conditioning Equipment Co., Ltd. (hereinafter referred to as "MELUCK") was established in 2011. It has been focusing on the research and development and production of refrigeration and air-conditioning products and has been engaged in the refrigeration field for more than 30 years (the original headquarters company was established in the 1990s, the Shanghai company was established in 2003, and the entire industry was transferred to Xuancheng, Anhui in 2011). MELUCK specializes in the production of commercial and industrial refrigeration equipment. Its leading products include condensing units for cold storage, industrial low-temperature chillers, and air coolers. Among them, the condensing units for cold storage cover a variety of types such as scroll, semi-sealed piston, and screw, which can be used in large, medium and small cold storages. Semi-sealed piston parallel condensing units and integrated warehouse freezers have been recognized as "Anhui New Products". According to data provided by the China Refrigeration and Air-conditioning Industry Association and Industry Online, in 2022-2023, the sales volume of MELUCK condensing unit products was 16,000 and 18,000 units respectively, with a market share of 11.1% and 12.0% respectively, ranking second in the same industry in China. MELUCK has won the title of provincial champion enterprise of specialization, specialization and innovation, provincial enterprise technology center, provincial industrial design center, provincial consumer goods industry three-product demonstration enterprise, provincial trademark brand demonstration enterprise, industrial Internet demonstration enterprise, and has passed the quality, environment, occupational health, and intellectual property management system certification.

Our company's business strategy aims to respond to the ever-changing market environment, actively grasp the development trend of the industry, continuously optimize the business layout, and strengthen core competitiveness, in order to achieve steady and sustainable growth in the future; at the same time, focus on specific market segments, deeply explore the needs and characteristics of target customer groups, and create products and services that are highly in line with their needs. The company will create a distinctive brand image and value proposition through technological innovation, high-quality services, unique designs, and efficient operations, and expand new businesses in the fields of precision environmental control units, implementation of agricultural and production pre-cooling technology and equipment, so as to achieve a steady increase in market share and sustainable development of the company.

MELUCK has strong refrigeration technology reserves, advanced production lines and testing equipment, and has established a full set of production system processes and a complete quality assurance system according to product manufacturing requirements. At the same time, the company has a complete series of promotion channels, training systems, and salary systems to ensure the construction of the enterprise's talent echelon and the personal growth of employees. The company focuses on investment in scientific and technological innovation. At present, many key components developed by itself have applied for national patents. As of June 2024, a total of 7 invention patents, 44 utility model patents, and 6 appearance invention patents have been obtained; participated in the drafting of 2 national standards, which have been issued and implemented. MELUCK Group currently has 412 employees.

**Corporate Mission:** Committed to making MELUCK a century-old enterprise.

**Corporate Vision:** To be the best refrigeration and refrigeration integrated system service provider in the industry.

**Corporate Culture:** Customer-centric, quality-oriented, simple and efficient, co-creation, co-sharing, and sharing.




# 美乐柯分公司 MELUCK Branch



## 安徽工厂——总部 Anhui Meluck Factory——Headquarter

美乐柯安徽工厂—安徽美乐柯空调设备有限公司总投资1.65亿元，占地200亩，是目前国内最大的制冷设备生产制造基地之一，专业制造和研发风冷凝器、蒸发器、冷凝机组、工业冷水机等制冷设备，公司2012年底已正式投入生产。  
Anhui Meluck Refrigeration Air-condition Equipment Co.,Ltd. invested about U.S dollar Twenty Six Million, with 130000m<sup>2</sup> area; is one of the biggest refrigeration equipment manufacturing bases in China, specialized in manufacturing and researching for the refrigeration equipments like air cooled condenser, evaporator, condensing unit, industry chiller etc. the factory has started production in 2012.



## 上海美乐柯 Shanghai Meluck


上海美乐柯营销与服务中心，公司内有40名专业的销售和技术服务人员，为全球客户提供专业的技术支持和服务，公司具有GC2设计资质与安装资质，机电安装资质等众多权威资质，能为客户提供整体方案设计与选型服务。  
Shanghai Meluck Marketing and Service Center consist of 40 skilled sales and technicians, providing professional technical supports and services to global customers. The company has GC2 design qualification and installation qualification, electromechanical installation qualification and many other authoritative qualifications. Can provide customers with overall program design and model selection services.

# 目录 Contents

- 风冷箱型 ..... 9
- 水冷箱型 ..... 18

# 企业资质 Enterprise Qualification


不断创新, 确保客户对我们的产品满意, 被我们的服务感动, 争创名优!  
Innovation, for the customer's satisfaction, With our excellent service and product




上海营业执照  
Shanghai Business License




安徽营业执照  
Anhui Business License



特种设备制造许可证  
Certificate for Special High Pressure Vessel Manufacturing



压力管道设计证书  
Pressure piping design certificate



压力管道安装证书  
Pressure piping installation certificate



环境管理体系认证证书  
Environmental management system certification



质量管理体系认证证书  
Quality management system certification



安徽省商标品牌示范企业  
Anhui Province Trademark Brand Demonstration Enterprise



高新技术企业证书  
High-tech Enterprise Certificate



省认定企业技术中心证书  
Provincial Certification of Enterprise Technology Center

# 一流的生产线

Advanced Machines Guarantee High Quality

精益化的生产节拍，标准化的工艺流程，通过优质的产品体现“美乐柯”的品牌价值  
Advance equipment created excellent production ,and high quality of Meluck products.



# 先进的生产设备

Advanced Machines Guarantee High Quality

先进的设备和精湛的生产工艺，铸就了美乐柯产品的优秀品质！  
Advance equipment created excellent production ,and high quality of Meluck products.



静电粉末喷涂生产线  
Static electricity powder painting production line



数控折弯机  
CNC bending machine



数控激光切割机  
CNC laser cutting machine



卧式胀管机  
Horizontal Type Pipe Expansion Machine



四柱油压机  
4 Column Oil Pressing Machine



高速翅片冲压线  
High-speed fin press line



数控5轴相贯线切割机器人  
CNC 5-axis intersecting wire cutting robot

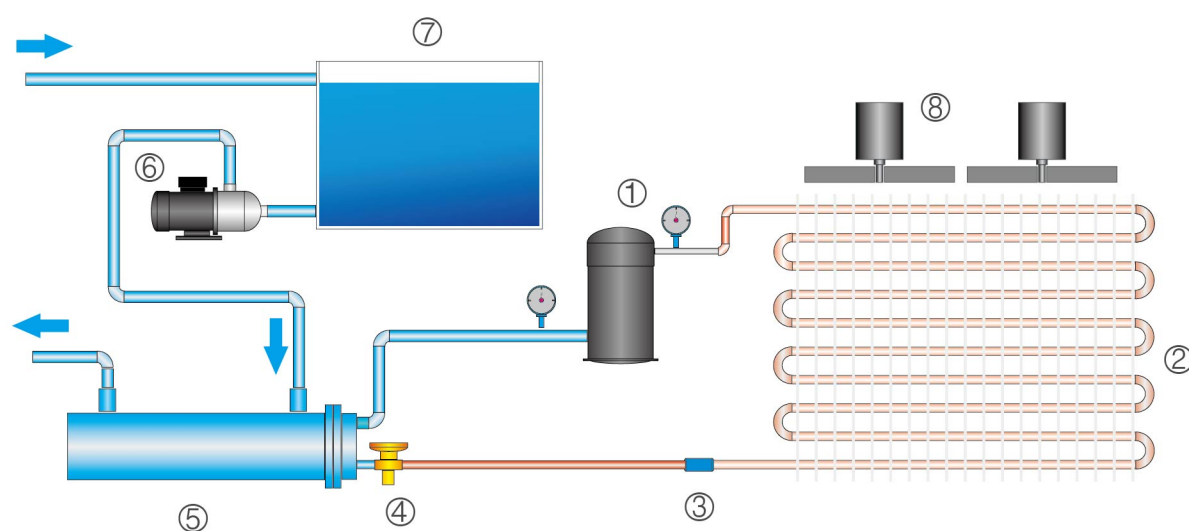


# 风冷箱型 Air Cooled Chillers

## 系统特点 Feature

- 只要连接冷冻水等，通水即可使用；
  - 内置不锈钢水箱，高性能、低噪声水泵；
  - 大风量、低噪音、低功耗风机；
  - 制冷量35kw以下机组装有活动脚轮，移动使用方便；
  - 50kw以上机组为双制冷系统，有利于使用端冷负荷的跟踪，减少了由于冷负荷的变动，压缩机频繁启动次数。即使一个系统故障，机组仍能工作；
  - 所有的机组出厂前，都经过严格的检验及性能测试。
- Matching cooling tower, had connection cooling, cooling water pipe, complete relevant can be used;
  - Built-in stainless steel tank, had high performance, low noise pump;
  - 35 kw the following units had refrigerating capacity with activity, mobile use instant noodles casters;
  - More than 50 kw miscalculates unit as double refrigeration system for the use of the cooling load tracking, reduce the load caused by cold, the change of compressor frequent start times. Even if A system failure, the unit can still work;
  - Had all the units before they leave the factory, through the strict inspection and testing.

## 流程图 System diagram



- |                              |                      |                         |                          |                     |
|------------------------------|----------------------|-------------------------|--------------------------|---------------------|
| ① 压缩机<br>Compressor          | ② 冷凝盘器<br>AL Foil    | ③ 干燥过滤器<br>Dry filter   | ④ 膨胀阀<br>Expansion valve | ⑤ 蒸发器<br>Evaporator |
| ⑥ 冷冻水泵<br>Chilled water pump | ⑦ 水箱<br>Water vessel | ⑧ 冷却风扇<br>Condenser fan |                          |                     |

## LSQ系列风冷箱式冷水机组参数表(R22) LSQ Series Air Cooled Chillers(R22)

参数 Specification	型号 Model	LSQ-									
		03ASE	05ASE	08ASE	10ASE	12ASE	15ASE	20ADE	25ADE	30ADE	40ADE
制冷量 Cap	kW	8.3	13.7	22.1	29.5	34.0	44.1	59.0	68.0	88.2	120
	10 <sup>3</sup> kcal/hr	7.1	11.8	19.0	25.4	29.2	37.9	50.7	58.5	75.9	103.2
整机功率(kW) Power		3.1	4.8	7.2	9.5	11.7	14.9	18.9	22.7	29.7	39.9
整机电流(A) Current		5.9	9.5	14.1	18.0	21.9	28.0	35.6	43.1	55.4	61.1
压缩机 Comp	数量(台) Qty(ps)	1	1	1	1	1	1	2	2	2	2
	功率(kW) Power	2.55	3.96	6.11	8.06	9.9	12.39	16.1	19.8	24.8	34.10
	电流(A) Current	4.39	7.69	11.41	14.86	18.25	22.70	29.7	36.5	45.4	49.60
制冷剂 Refrigerant	种类 Type	R22									
	控制方式 Control	外平衡式热力膨胀阀Thermal expansion valve									
冷凝器 Cond	型式 Type	高效铜管、优质清水铝箔先进工艺Copper tube and AL fin									
风扇 Fan	数量(台) Qty(ps)	1	1	2	2	2	2	2	2	6	6
	功率(kW) Power	0.20	0.45	0.50	0.90	1.20	1.40	1.60	1.70	2.70	3.60
	电流(A) Current	0.60	0.90	1.40	1.80	2.30	2.90	3.20	3.90	5.40	6.90
蒸发器 Evap	水管接口尺寸(mm) Water pipe connection	DN25		DN40			DN50			DN65	
	水流量(L/min) Water flow	23.7	39.3	63.4	84.6	97.5	126.4	169.1	194.9	252.8	344.0
水泵 Pump	型式 Type	高效、低噪声离心水泵Centrifugal pump									
	功率(kW) Power	0.37	0.37	0.55	0.55	0.55	1.10	1.20	1.20	2.20	2.20
	电流(A) Current	0.94	0.94	1.31	1.31	1.31	2.40	2.70	2.70	4.60	4.6
水箱 Water vessel	容积(L) Volume	65	75	140	140	150	250	325	325	370	400
	补/排/溢水口 Fill/discharge/overflow port	DN20/DN25/DN20									
外形尺寸 Overall size	长L (mm)	1210	1210	1580	1580	1580	1780	2250	2250	2300	2600
	宽W (mm)	650	650	840	840	840	960	1105	1105	1450	1600
	高H(mm)	1100	1100	1550	1550	1550	1660	1850	1850	1750	1850
整机重量 Weight	kg	220	236	320	372	435	610	750	850	950	1050

### 说明Explanation:

- 1 名义工况：冷水进水温度12℃，冷水出水温度7℃；环境温度35℃；
2. 机组安全工作范围：冷冻进水温度9~25℃；
3. 电源制式：3P-380V-50Hz。允许电压波动±10%，允许相间电压差±2%；
4. 以上数据是以R22为制冷剂的机组性能参数，如需其他工质，敬请联系；
5. 由于技术改进，外形尺寸很可能会有所变更，外形尺寸仅供参考，敬请随时索取安装尺寸图。

1. Designed condition: Chilled water in/out 12/7℃, ambient temperature: 35℃;
2. Suitable chilled water temperature: 9~25℃;
3. Power supply: 3P-380V-50Hz, voltage allowance: ±10% voltage dif between the phase: ±2%;
4. The date above is for R22;
5. There may be change for improvement without notice, confirm always before your order.

**LSQ系列风冷箱式冷水机组参数表(R410A) LSQ Series Air Cooled Chillers(R410A)**

参数 Specification	型号 Model	LSQ-												
		05ASEX(BH)	08ASEX(BH)	10ASEX(BH)	12ASEX(BH)	15ASEX(BH)	20ADEX(BH)	25ADEX(BH)	25ASEX(BH)	30ADEX(BH)	40ADEX(BH)	50ADEX(BH)	75ATX(BH)	100AFX(BH)
制冷量 Cap	kW	14.3	20.7	27.9	33.7	41.5	55.8	67.4	73.2	83.0	108	146.4	219.6	292.8
	10°kcal/hr	12.3	17.8	24.0	29.0	35.7	48.0	58.0	63.0	71.4	92.5	125.9	188.9	251.8
整机功率(kW) Power		5.2	7.3	9.7	11.5	14.8	19.2	22.4	22.5	29.4	37.5	47.0	64.2	85.6
整机电流(A) Current		10.5	14.0	18.4	21.0	29.3	36.4	41.3	39.3	57.9	67.1	81.0	112.5	150.0
压缩机 Comp	数量(台) Qty(ps)	1	1	1	1	1	2	2	1	2	2	2	3	4
	功率(kW) Power	4.41	6.25	8.21	9.73	12.25	16.4	19.5	19.6	24.5	31.7	39.2	58.8	78.4
	电流(A) Current	8.7	11.3	15.27	17.35	23.96	30.5	34.7	32.7	47.9	55.56	65.4	98.1	130.8
制冷剂 Refrigerant	种类 Type	R410A												
	控制方式 Control	外平衡式热力膨胀阀Thermal expansion valve												
冷凝器 Cond	型式 Typep	高效铜管、优质清水铝箔先进工艺Copper tupe and AL fin												
风扇 Fan	数量(台) Qty(ps)	1	2	2	2	2	2	2	2	6	6	6	6	8
	功率(kW) Power	0.45	0.50	0.90	1.20	1.40	1.60	1.70	1.70	2.70	3.60	4.8	5.4	7.2
	电流(A) Current	0.90	1.40	1.80	2.30	2.90	3.20	3.90	3.90	5.40	6.90	9.6	14.4	19.2
蒸发器 Evap	水管接口尺寸(mm) Water pipe connection	DN25	DN40			DN50				DN65			DN100	
	水流量(L/min) Water flow	41.0	59.3	80.0	96.6	119.0	160.0	193.2	209.8	237.9	308.5	419.7	629.5	839.4
水泵 Pump	型式 Typep	高效、低噪声离心水泵Centrifugal pump												
	功率(kW) Power	0.37	0.55	0.55	0.55	1.10	1.20	1.20	1.20	2.20	2.20	3.0	——	——
	电流(A) Current	0.94	1.31	1.31	1.31	2.40	2.70	2.70	2.70	4.60	4.60	6.0	——	——
	机外扬程(m) Pressure head	20	22	20	17	25	21	20	20	22	22	24	——	——
水箱 Water vessel	容积(L) Volume	75	140	140	150	250	325	325	325	370	400	450	——	——
	补/排/溢水口 Fill/discharge/overflow port	DN20/DN25/DN20												
外形尺寸 Overall size	长L (mm)	1210	1580	1580	1580	1780	2250	2250	2250	2300	2600	2750	3150	4200
	宽W (mm)	650	840	840	840	960	1105	1105	1105	1450	1600	1700	2000	2000
	高H(mm)	1100	1550	1550	1550	1660	1850	1850	1850	1750	1850	2010	2000	2000
整机重量 Weight	kg	236	320	372	435	610	750	850	850	950	1050	1450	2100	2800

**说明Explanation:**

- 1.名义工况：冷水进水温度12℃，冷水出水温度7℃；环境温度35℃；
- 2.机组安全工作范围：冷冻进水温度9~25℃；
- 3.电源制式：3P-380V-50Hz。允许电压波动±10%，允许相间电压差±2%；
- 4.以上数据是以R410A为制冷剂的机组性能参数，如需其他工质，敬请联系；
- 5.由于技术改进，外形尺寸很可能会有所变更，外形尺寸仅供参考，敬请随时索取安装尺寸图。

- 1.Designed condition:Chilled water in/out 12/7℃, ambient temperature: 35℃;
- 2.Suitable chilled water temperature: 9~25℃;
- 3.Power supply:3P-380V-50Hz, voltage allowance:±10% voltage dif between the phase:±2%;
- 4.The date above is for R410A;
- 5.There may be change for improvement without notice, confirm always before your order.

**LSQ系列风冷箱式(15℃)冷水机组参数表(R22) LSQ Series Air Cooled Chillers(15℃,R22)**

参数 Specification	型号 Model	LSQ-									
		03ASE(15)	05ASE(15)	08ASE(15)	10ASE(15)	12ASE(15)	15ASE(15)	20ADE(15)	25ADE(15)	30ADE(15)	40ADE(15)
制冷量 Cap	kW	9.4	16.8	26.4	34.8	39.6	51.5	69.6	79.2	103.0	134.0
	10°kcal/hr	8.1	14.4	22.7	29.9	34.1	44.3	59.9	68.1	88.6	115.2
整机功率(kW) Power		3.1	5.4	8.0	10.2	11.6	15.2	20.0	22.9	30.8	39.6
整机电流(A) Current		6.0	10.6	7.9	18.7	21.2	29.6	36.7	41.8	59.5	69.4
压缩机 Comp	数量(台) Qty(ps)	1	1	1	1	1	1	2	2	2	2
	功率(kW) Power	2.3	4.1	6.2	8.2	9.3	12.50	16.4	18.6	25.0	32.60
	电流(A) Current	4.2	7.7	4.3	14.7	16.4	24.00	29.4	32.8	48.0	55.20
制冷剂 Refrigerant	种类 Type	R22									
	控制方式 Control	外平衡式热力膨胀阀Thermal expansion valve									
冷凝器 Cond	型式 Typep	高效铜管、优质清水铝箔先进工艺Copper tupe and AL fin									
风扇 Fan	数量(台) Qty(ps)	1	1	2	2	2	2	4	4	6	6
	功率(kW) Power	0.45	0.78	1.20	1.20	1.56	1.60	2.40	3.12	3.60	4.80
	电流(A) Current	0.90	1.57	2.30	2.30	3.14	3.20	4.60	6.28	6.90	9.60
蒸发器 Evap	水管接口尺寸(mm) Water pipe connection	DN25		DN40			DN50			DN65	
	水流量(L/min) Water flow	26.9	48.2	75.7	99.8	113.5	147.6	199.5	227.0	295.3	384.1
水泵 Pump	型式 Typep	高效、低噪声离心水泵Centrifugal pump									
	功率(kW) Power	0.37	0.55	0.55	0.75	0.75	1.10	1.20	1.20	2.20	2.20
	电流(A) Current	0.94	1.31	1.31	1.70	1.70	2.40	2.70	2.70	4.60	4.60
	机外扬程(m) Pressure head	22	26	20	19	19	25	19	18	18	18
水箱 Water vessel	容积(L) Volume	65	75	140	140	150	250	325	325	370	400
	补/排/溢水口 Fill/discharge/overflow port	DN20/DN25/DN20									
外形尺寸 Overall size	长L (mm)	1210	1580	1580	1580	1780	2250	2250	2300	2600	2750
	宽W (mm)	650	840	840	840	960	1105	1105	1450	1600	1700
	高H(mm)	1100	1550	1550	1550	1660	1850	1850	1750	1850	2010
整机重量 Weight	kg	236	320	372	435	610	750	850	950	1050	1400

**说明Explanation:**

- 1.名义工况：冷水进水温度20℃，冷水出水温度15℃；环境温度35℃；
- 2.机组安全工作范围：冷冻进水温度9~25℃；
- 3.电源制式：3P-380V-50Hz。允许电压波动±10%，允许相间电压差±2%；
- 4.以上数据是以R22为制冷剂的机组性能参数，如需其他工质，敬请联系；
- 5.由于技术改进，外形尺寸很可能会有所变更，外形尺寸仅供参考，敬请随时索取安装尺寸图。

- 1.Designed condition:Chilled water in/out 20/15℃, ambient temperature: 35℃;
- 2.Suitable chilled water temperature: 9~25℃;
- 3.Power supply:3P-380V-50Hz, voltage allowance:±10% voltage dif between the phase:±2%;
- 4.The date above is for R22;
- 5.There may be change for improvement without notice, confirm always before your order.

**LSQ系列风冷箱式(15°C)冷水机组参数表(R410A) LSQ Series Air Cooled Chillers(15°C,R410A)**

参数 Specification	型号 Model	LSQ-												
		05ASEX (15)(BH)	08ASEX (15)(BH)	10ASEX (15)(BH)	12ASEX (15)(BH)	15ASEX (15)(BH)	20ASEX (15)(BH)	25ASEX (15)(BH)	25ASEX (15)(BH)	30ASEX (15)(BH)	40ASEX (15)(BH)	50ASEX (15)(BH)	75ATX (15)(BH)	100AFX (15)(BH)
制冷量 Cap	kW	16.7	24.5	33.7	40.2	49.2	67.4	80.4	86.9	98.4	128.6	173.8	260.7	347.6
	10°kcal/hr	14.4	21.1	29.0	34.6	42.3	58.0	69.1	74.7	84.6	110.6	149.5	224.2	298.9
整机功率(kW) Power		5.7	8.1	10.5	12.3	15.1	20.7	24.3	24.0	30.5	39.1	47.5	68.1	90.8
整机电流(A) Current		11.7	15.0	20.4	22.9	30.2	40.2	45.1	41.8	60.7	69.9	83.3	123.0	164.0
压缩机 Comp	数量(台) Qty(ps)	1	1	1	1	1	2	2	1	2	2	2	3	4
	功率(kW) Power	4.41	6.3	8.54	10.0	12.35	17.1	20.0	19.7	24.7	32.1	39.4	59.1	78.8
	电流(A) Current	8.77	11.39	16.43	18.06	24.62	32.9	36.1	32.8	49.2	55.72	65.6	98.4	131.2
制冷剂 Refrigerant	种类 Type	R410A												
	控制方式 Control	外平衡式热力膨胀阀Thermal expansion valve												
冷凝器 Cond	型式 Typep	高效铜管、优质清水铝箔先进工艺Copper tupe and AL fin												
风扇 Fan	数量(台) Qty(ps)	1	2	2	2	2	4	4	4	6	6	6	6	8
	功率(kW) Power	0.78	1.20	1.20	1.56	1.60	2.40	3.12	3.12	3.60	4.80	5.1	9.0	12.0
	电流(A) Current	1.57	2.30	2.30	3.14	3.20	4.60	6.28	6.28	6.90	9.60	11.7	24.6	32.8
蒸发器 Evap	水管接口尺寸(mm) Water pipe connection	DN25	DN40			DN50				DN65			DN100	
	水流量(L/min) Water flow	47.9	70.2	96.6	115.2	141.0	193.2	230.5	249.1	282.1	368.7	498.2	747.3	996.5
	水流量(L/min) Water flow	2.9	4.2	5.8	6.9	8.5	11.6	13.8	14.9	16.9	22.1	29.9	44.8	59.8
水泵 Pump	型式 Typep	高效、低噪声离心水泵Centrifugal pump												
	功率(kW) Power	0.55	0.55	0.75	0.75	1.10	1.20	1.20	1.20	2.20	2.20	3.0	——	——
	电流(A) Current	1.31	1.31	1.70	1.70	2.40	2.70	2.70	2.70	4.60	4.60	6.0	——	——
	机外扬程(m Pressure head	26	20	19	19	25	19	18	18	18	18	22	——	——
水箱 Water vessel	容积(L) Volume	75	140	140	150	250	325	325	325	370	400	450	——	——
	补/排/溢水口 Fill/discharge/overflow port	DN20/DN25/DN20												
外形尺寸 Overall size	长L (mm)	1580	1580	1580	1780	2250	2250	2300	2300	2600	2750	2750	3150	4200
	宽W (mm)	840	840	840	960	1105	1105	1450	1450	1600	1650	1700	2000	2000
	高H(mm)	1550	1550	1550	1660	1850	1850	1750	1750	1850	2010	2010	2000	2000
整机重量 Weight	kg	320	372	435	610	750	850	950	950	1050	1400	1750	2500	3200

**说明Explanation:**

- 1.名义工况: 冷水进水温度20°C, 冷水出水温度15°C; 环境温度35°C;
- 2.机组安全工作范围: 冷冻进水温度9~25°C;
- 3.电源制式: 3P-380V-50Hz. 允许电压波动±10%, 允许相间电压差±2%;
- 4.以上数据是以R410A为制冷剂的机组性能参数, 如需其他工质, 敬请联系;
- 5.由于技术改进, 外形尺寸很可能会有所变更, 外形尺寸仅供参考, 敬请随时索取安装尺寸图。

- 1.Designed condition:Chilled water in/out 20/15°C,ambient temperature: 35°C;
- 2.Suitable chilled water temperature: 9~25°C;
- 3.Power supply:3P-380V-50Hz, voltage allowance:±10% voltage dif between the phase:±2%;
- 4.The date above is for R410A;
- 5.There may be change for improvement without notice, confirm always before your order.

**LSQ系列风冷箱式冷水机组(-5°C乙二醇)参数表(R22)LSQ Series Air Cooled Chillers(-5°C Glycol ,R22)**

参数 Specification	型号 Model	LSQ-									
		03ASEN(-5)	05ASEN(-5)	08ASEN(-5)	10ASEN(-5)	12ASEN(-5)	15ASEN(-5)	20ADEN(-5)	25ADEN(-5)	30ADEN(-5)	40ADEN(-5)
制冷量 Cap	kW	4.7	7.5	13.7	16	18	22.7	32	36	45.4	61.6
	10°kcal/hr	4.0	6.5	11.8	13.8	15.5	19.5	27.5	31.0	39.0	53.0
整机功率(kW) Power		3.1	4.9	7.9	9.3	10.6	14.7	18.3	20.4	28.3	37.8
整机电流(A) Current		5.8	9.4	13.9	16.8	19.4	27.7	33.0	37.9	52.9	67.5
压缩机 Comp	数量(台) Qty(ps)	1	1	1	1	1	1	2	2	2	2
	功率(kW) Power	2.5	4.1	6.8	7.8	8.8	12.2	15.6	17.6	24.4	32
	电流(A) Current	4.3	7.6	11.2	13.7	15.8	22.4	27.4	31.6	44.8	56
制冷剂 Refrigerant	种类 Type	R22									
	控制方式 Control	外平衡式热力膨胀阀Thermal expansion valve									
冷凝器 Cond	型式 Typep	高效铜管、优质清水铝箔先进工艺Copper tupe and AL fin									
风扇 Fan	数量(台) Qty(ps)	1	1	2	2	2	2	2	2	6	6
	功率(kW) Power	0.2	0.45	0.5	0.9	1.20	1.40	1.60	1.70	2.70	3.60
	电流(A) Current	0.60	0.90	1.40	1.80	2.30	2.90	3.20	3.90	5.40	6.90
蒸发器 Evap	水管接口尺寸(mm) Water pipe connection	DN25		DN40			DN50			DN65	
	水流量(L/min) Water flow	18.3	29.2	53.3	62.2	70.0	88.2	124.4	139.9	176.5	239.4
水泵 Pump	型式 Typep	高效、低噪声离心水泵Centrifugal pump									
	功率(kW) Power	0.37	0.37	0.55	0.55	0.55	1.10	1.10	1.10	1.20	2.20
	电流(A) Current	0.94	0.94	1.31	1.31	1.31	2.40	2.40	2.40	2.70	4.6
	机外扬程(m Pressure head	25	22	25	24	22	29	27	26	21	22
水箱 Water vessel	容积(L) Volume	65	75	140	140	150	250	325	325	370	400
	补/排/溢水口 Fill/discharge/overflow port	DN20/DN25/DN20									
外形尺寸 Overall size	长L (mm)	1210	1210	1580	1580	1580	1780	2250	2250	2300	2600
	宽W (mm)	650	650	840	840	840	960	1105	1105	1450	1600
	高H(mm)	1100	1100	1550	1550	1550	1660	1850	1850	1750	1850
整机重量 Weight	kg	220	236	320	372	435	610	750	850	950	1050

**说明Explanation:**

- 1.名义工况: 冷冻乙二醇进水温度-1°C, 出水温度-5°C; 环境温度35°C;
- 2.本系列机组应用于低温工况, 须使用质量浓度25%的乙二醇等防冻剂作载冷剂;
- 3.电源制式: 3P-380V-50Hz. 允许电压波动±10%, 允许相间电压差±2%;
- 4.以上数据是以R22为制冷剂的机组性能参数, 如需其他工质, 敬请联系;
- 5.由于技术改进, 外形尺寸很可能会有所变更, 外形尺寸仅供参考, 敬请随时索取安装尺寸图。

- 1.Designed condition: Chilled Glycol in/out: -1/-5°C, ambient temperature: 35°C;
- 2.This series of unit is used for low temperature, need to add 25% ethylene glycol as refrigerant medium;
- 3.Power supply:3P-380V-50Hz, voltage allowance:±10% voltage dif between the phase:±2%;
- 4.The date above is for R22;
- 5.There may be change for improvement without notice, confirm always before your order.

LSQ系列风冷箱式冷水机组(-5°C乙二醇)参数表(R404A/R507) LSQ Series Air Cooled Chillers(-5°C Glycol ,R404A/R507)

参数 Specification		型号 Model		LSQ-									
				03ASENY/ G(-5)	05ASENY/ G(-5)	08ASENY/ G(-5)	10ASENY/ G(-5)	13ASENY/ G(-5)	15ASENY/ G(-5)	20ADENY/ G(-5)	25ADENY/ G(-5)	30ADENY/ G(-5)	40ADENY/ G(-5)
制冷量 Cap	kW	4.5	7.7	11.9	16.0	19.3	22.6	32	39	45.2	62.2		
	10 <sup>3</sup> kcal/hr	3.9	6.6	10.2	13.8	16.6	19.4	27.5	33.2	38.9	53.5		
整机功率(kW) Power		3.4	5.5	8.1	10.6	13.7	16.7	21.0	26.6	32.2	41.8		
整机电流(A) Current		6.5	10.2	15.8	19.5	24.8	31.9	38.4	48.8	61.2	72.0		
压缩机 Comp	数量(台) Qty(ps)	1	1	1	1	1	1	2	2	2	2		
	功率(kW) Power	2.82	4.72	7.08	9.16	11.9	14.15	18.3	23.8	28.3	36.0		
	电流(A) Current	4.93	8.39	13.05	16.39	21.23	26.55	32.78	42.46	53.1	60.54		
制冷剂 Refrigerant	种类 Type	R404A/R507											
	控制方式 Control	外平衡式热力膨胀阀Thermal expansion valve											
冷凝器 Cond	型式 Typep	高效铜管、优质清水铝箔先进工艺Copper tupe and AL fin											
风扇 Fan	数量(台) Qty(ps)	1	1	2	2	2	2	2	2	6	6		
	功率(kW) Power	0.2	0.45	0.5	0.9	1.20	1.40	1.60	1.70	2.70	3.60		
	电流(A) Current	0.60	0.90	1.40	1.80	2.30	2.90	3.20	3.90	5.40	6.90		
蒸发器 Evap	水管接口尺寸(mm) Water pipe connection	DN25		DN40			DN50			DN65			
	水流量(L/min) Water flow	17.5	29.9	46.3	62.2	75.0	87.8	124.4	150.0	175.7	241.8		
水泵 Pump	型式 Typep	高效、低噪声离心水泵Centrifugal pump											
	功率(kW) Power	0.37	0.37	0.55	0.55	0.55	1.10	1.10	1.10	1.20	2.20		
	电流(A) Current	0.94	0.94	1.31	1.31	1.31	2.40	2.40	2.40	2.70	4.6		
	机外扬程(m) Pressure head	25	22	25	24	22	29	27	26	21	22		
水箱 Water vessel	容积(L) Volume	65	75	140	140	150	250	325	325	370	400		
	补/排/溢水口 Fill/discharge/overflow port	DN20/DN25/DN20											
外形尺寸 Overall size	长L (mm)	1210	1210	1580	1580	1580	1780	2250	2250	2300	2600		
	宽W (mm)	650	650	840	840	840	960	1105	1105	1450	1600		
	高H(mm)	1100	1100	1550	1550	1550	1660	1850	1850	1750	1850		
整机重量 Weight	kg	220	236	320	372	435	610	750	850	950	1050		

## 说明Explanation:

- 1.名义工况：冷冻乙二醇进水温度-1°C，出水温度-5°C；环境温度35°C；
- 2.本系列机组应用于低温工况，须使用质量浓度25%的乙二醇等防冻剂作载冷剂；
- 3.电源制式：3P-380V-50Hz。允许电压波动±10%，允许相间电压差±2%；
- 4.以上数据是以R404A/R507为制冷剂的机组性能参数，如需其他工质，敬请联系；
- 5.由于技术改进，外形尺寸很可能会有所变更，外形尺寸仅供参考，敬请随时索取安装尺寸图。

- 1.Designed condition: Chilled Glycol in/out: -1/-5°C, ambient temperature: 35°C;
- 2.This series of unit is used for low temperature, need to add 25% ethylene glycol as refrigerant medium;
- 3.Power supply:3P-380V-50Hz, voltage allowance: ±10% voltage dif between the phase: ±2%;
- 4.The date above is for R404A/R507;
- 5.There may be change for improvement without notice, confirm always before your order.

LSQ系列风冷箱式冷水机组(-15°C乙二醇)参数表(R404A/R507) LSQ Series Air Cooled Chillers(-15°C Glycol ,R404A/R507)

参数 Specification		型号 Model		LSQ-									
				03ASENY/G (-15)	05ASENY/G (-15)	08ASENY/G (-15)	10ASENY/G (-15)	12ASENY/G (-15)	15ASENY/G (-15)	20ADENY/G (-15)	25ADENY/G (-15)	30ADENY/G (-15)	
制冷量 Cap	kW	3.3	5.6	8.2	11.5	13.3	15.6	23.0	26.6	31.2			
	10 <sup>3</sup> kcal/hr	2.8	4.8	7.1	9.9	11.4	13.4	19.8	22.9	26.8			
整机功率(kW) Power		3.1	5.0	7.4	9.6	12.4	15.2	18.9	24.0	29.2			
整机电流(A) Current		6.1	9.7	14.9	18.1	22.9	29.7	35.6	44.9	56.8			
压缩机 Comp	数量(台) Qty(ps)	1	1	1	1	1	1	2	2	2			
	功率(kW) Power	2.52	4.21	6.36	8.1	10.6	12.65	16.2	21.2	25.3			
	电流(A) Current	4.54	7.81	12.16	15.02	19.3	24.37	30.04	38.6	48.74			
制冷剂 Refrigerant	种类 Type	R404A/R507											
	控制方式 Control	外平衡式热力膨胀阀Thermal expansion valve											
冷凝器 Cond	型式 Typep	高效铜管、优质清水铝箔先进工艺Copper tupe and AL fin											
风扇 Fan	数量(台) Qty(ps)	1	1	2	2	2	2	2	2	6			
	功率(kW) Power	0.2	0.45	0.5	0.9	1.20	1.40	1.60	1.70	2.70			
	电流(A) Current	0.60	0.90	1.40	1.80	2.30	2.90	3.20	3.90	5.40			
蒸发器 Evap	水管接口尺寸(mm) Water pipe connection	DN25		DN40			DN50			DN65			
	水流量(L/min) Water flow	13.9	23.5	34.4	48.3	55.8	65.5	96.6	111.7	131.0			
水泵 Pump	型式 Typep	高效、低噪声离心水泵Centrifugal pump											
	功率(kW) Power	0.37	0.37	0.55	0.55	0.55	1.10	1.10	1.10	1.20			
	电流(A) Current	0.94	0.94	1.31	1.31	1.31	2.40	2.40	2.40	2.70			
	机外扬程(m) Pressure head	25	22	25	24	22	29	27	26	21			
水箱 Water vessel	容积(L) Volume	75	75	125	125	145	230	240	325	365			
	补/排/溢水口 Fill/discharge/overflow port	DN20/DN25/DN20											
外形尺寸 Overall size	长L (mm)	1210	1210	1580	1580	1580	1780	2250	2250	2300			
	宽W (mm)	650	650	840	840	840	960	1105	1105	1450			
	高H(mm)	1100	1100	1550	1550	1550	1660	1850	1850	1750			
整机重量 Weight	kg	220	236	320	372	435	610	750	850	950			

## 说明Explanation:

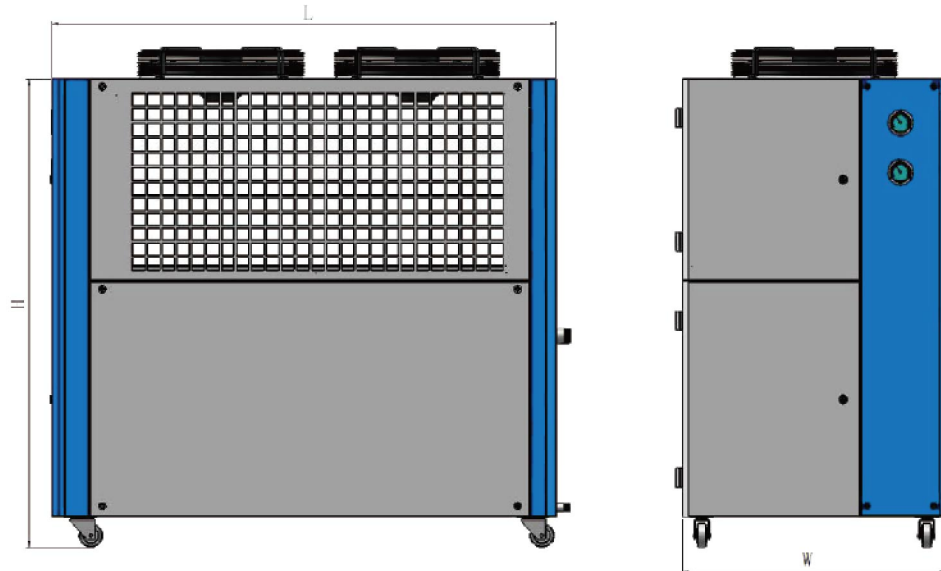
- 1.名义工况：冷冻乙二醇进水温度-11°C，出水温度-15°C；环境温度35°C；
- 2.本系列机组应用于低温工况，须使用质量浓度45%的乙二醇等防冻剂作载冷剂；
- 3.电源制式：3P-380V-50Hz。允许电压波动±10%，允许相间电压差±2%；
- 4.以上数据是以R404A/R507为制冷剂的机组性能参数；
- 5.由于技术改进，外形尺寸很可能会有所变更，外形尺寸仅供参考，敬请随时索取安装尺寸图。

- 1.Designed condition: Chilled Glycol in/out: -11/-15°C, ambient temperature: 35°C;
- 2.This series of unit is used for low temperature, need to add 45% ethylene glycol as refrigerant medium;
- 3.Power supply:3P-380V-50Hz, voltage allowance: ±10% voltage dif between the phase: ±2%;
- 4.The date above is for R404A/R507;
- 5.There may be change for improvement without notice, confirm always before your order.

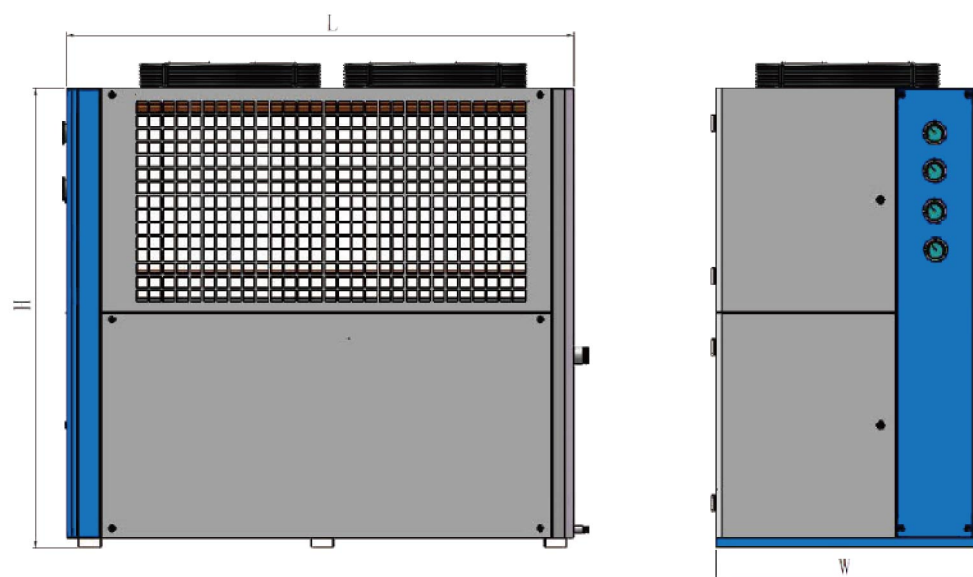
## 水冷箱型 Water Cooled Chiller

### 外型尺寸 Overall size

LSQ-03AS~LSQ-15AS



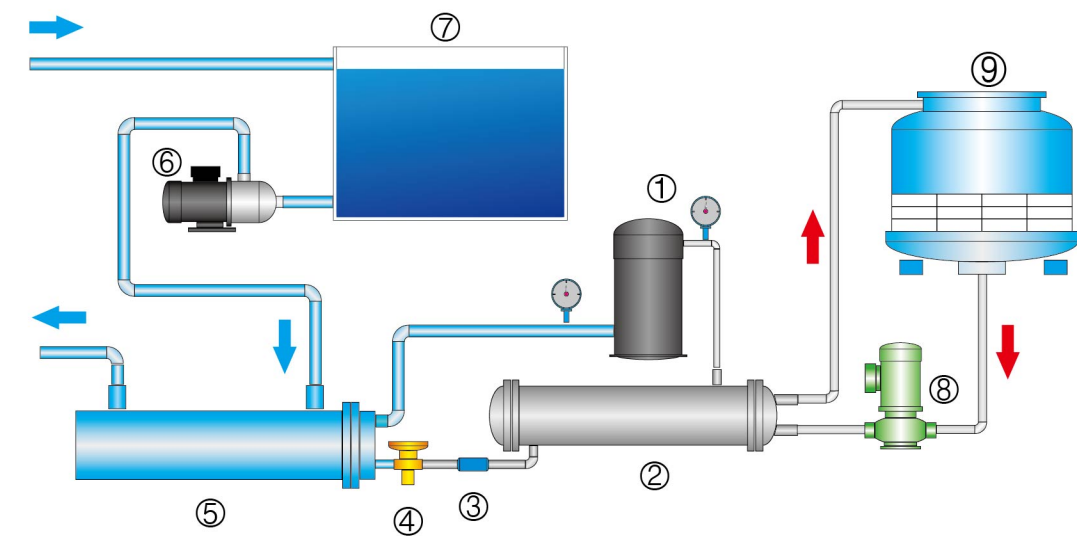
LSQ-20AD~LSQ-40AD



### 系统特点 Feature

- 配接冷却塔, 连接冷却、冷冻水相关管, 通水即可使用;
  - 内置不锈钢水箱, 高性能、低噪声水泵;
  - 制冷量35kw以下机组装有活动脚轮, 移动使用方便;
  - 50kw以上机组为双制冷系统, 有利于使用端冷负荷的跟踪, 减少了由于冷负荷的变动, 压缩机频繁启动次数。即使一个系统故障, 机组仍能工作;
  - 所有的机组出厂前, 都经过严格的检验及性能测试。
- Matching cooling tower, had connection cooling, cooling water pipe, complete relevant can be used;
  - Built-in stainless steel tank, had high performance, low noise pump;
  - 35 kw the following units had refrigerating capacity with activity, mobile use instant noodles casters;
  - More than 50 kw miscalculates unit as double refrigeration system for the use of the cooling load tracking, reduce the load caused by cold, the change of compressor frequent start times. Even if A system failure, the unit can still work;
  - Had all the units before they leave the factory, through the strict inspection and testing.

### 流程图 System diagram



- |                              |                      |                        |                          |                     |
|------------------------------|----------------------|------------------------|--------------------------|---------------------|
| ① 压缩机<br>Compressor          | ② 冷凝器<br>Condenser   | ③ 干燥过滤器<br>Dry filter  | ④ 膨胀阀<br>Expansion valve | ⑤ 蒸发器<br>Evaporator |
| ⑥ 冷冻水泵<br>Chilled water pump | ⑦ 水箱<br>Water vessel | ⑧ 冷却水泵<br>Cooling pump | ⑨ 冷却塔<br>Cooling tower   |                     |

**LSQ系列水冷箱式冷水机组参数表(R22) LSQ Series Water Cooled Chillers(R22)**

参数 Specification	型号 Model	LSQ-									
		03WSE	05WSE	08WSE	10WSE	12WSE	15WSE	20WDE	25WDE	30WDE	40WDE
制冷量 Cap	kW	9.2	15.3	24.6	32.5	37.6	48.5	65	75.2	97	132.6
	10 <sup>3</sup> kcal/hr	7.9	13.2	21.2	28.0	32.3	41.7	55.9	64.7	83.4	114.0
整机功率(kW) Power		2.4	3.6	5.5	7.0	8.0	11.6	14.4	16.4	22.5	29.8
整机电流(A) Current		4.7	7.8	11.2	14.5	16.5	25.9	29.5	33.7	50.0	54.9
压缩机 Comp	数量(台) Qty(ps)	1	1	1	1	1	1	2	2	2	2
	功率(kW) Power	2.06	3.23	4.92	6.46	7.47	10.13	12.9	14.9	20.3	27.60
	电流(A) Current	3.76	6.89	9.85	13.17	15.23	22.70	26.3	30.5	45.4	50.3
制冷剂 Refrigerant	种类 Type	R22									
	控制方式 Control	外平衡式热力膨胀阀Thermal expansion valve									
水泵 Pump	型式 Typep	高效、低噪声离心水泵Centrifugal pump									
	功率(kW) Power	0.37	0.37	0.55	0.55	0.55	1.50	1.50	1.50	2.20	2.20
	电流(A) Current	0.94	0.94	1.31	1.31	1.31	3.20	3.20	3.20	4.60	4.6
	机外扬程(m <sub>H2O</sub> ) Pressure head	23	17	22	18	17	25	20	20	21	19
冷凝器 Cond	水管接口尺寸(mm) Water pipe connection	DN25		DN40			DN50			DN65	
	水流量(L/min) Water flow	32.4	53.1	84.6	111.7	129.2	168.0	223.3	258.4	336.1	459.2
蒸发器 Evap	水管接口尺寸(mm) Water pipe connection	DN25		DN40			DN50			DN65	
	水流量(L/min) Water flow	26.5	43.9	70.5	93.2	107.8	139.0	186.3	215.6	278.1	380.1
水箱 Water vessel	容积(L) Volume	90	95	140	140	180	200	250	250	350	370
	补/排/溢水口 Fill/discharge/overflow port	DN20/DN25/DN20									
外形尺寸 Overall size	长L (mm)	1270	1270	1470	1470	1520	1800	1950	1950	2150	2350
	宽W (mm)	800	800	900	900	900	950	950	950	1100	1150
	高H(mm)	1100	1100	1100	1100	1100	1190	1190	1190	1390	1390
整机重量 Weight	kg	220	236	320	372	435	610	750	850	950	1050

**说明Explanation:**

- 名义工况：冷水进水温度12℃，冷水出水温度7℃；冷却水进水温度30℃，冷却水出水温度35℃；
- 机组安全工作范围：冷冻进水温度9~25℃；
- 电源制式：3P-380V-50Hz。允许电压波动±10%，允许相间电压差±2%；
- 以上数据是以R22为制冷剂的机组性能参数，如需其他工质，敬请联系；
- 由于技术改进，外形尺寸很可能会有所变更，外形尺寸仅供参考，敬请随时索取安装尺寸图。

- Designed condition:Chilled water in/out 12/7℃,cooling water in/out 30/35℃;
- Suitable chilled water temperature: 9~25℃;
- Power supply:3P-380V-50Hz, voltage allowance:±10% voltage dif between the phase:±2%;
- The date above is for R22;
- There may be change for improvement without notice, confirm always before your order.

**LSQ系列水冷箱式冷水机组参数表(R410A) LSQ Series Water Cooled Chillers(R410A)**

参数 Specification	型号 Model	LSQ-													
		05WSEX (BH)	08WSEX (BH)	10WSEX (BH)	12WSEX (BH)	15WSEX (BH)	20WDEX (BH)	25WDEX (BH)	25WSEX (BH)	30WDEX (BH)	40WDEX (BH)	50WDEX (BH)	75WTX (BH)	100WFX (BH)	
制冷量 Cap	kW	16.3	23.6	32.1	38.6	47.3	64	77.2	83.9	94.6	123.6	167.8	251.7	335.6	
	10 <sup>3</sup> kcal/hr	14.0	20.3	27.6	33.2	40.7	55.2	66.4	72.2	81.4	106.3	144.3	216.5	288.6	
整机功率(kW) Power		3.9	5.6	7.1	8.3	11.6	14.5	16.9	17.2	22.3	28.2	34.4	47.1	62.8	
整机电流(A) Current		8.8	11.1	14.2	15.6	24.2	29.0	31.8	29.9	46.5	52.5	59.4	80.1	106.8	
压缩机 Comp	数量(台) Qty(ps)	1	1	1	1	1	2	2	1	2	2	2	3	4	
	功率(kW) Power	3.55	5.07	6.5	7.71	10.05	13.0	15.4	15.7	20.1	26.0	31.4	47.1	62.8	
	电流(A) Current	7.83	9.78	12.9	14.31	20.95	25.8	28.6	26.7	41.9	47.9	53.4	80.1	106.8	
制冷剂 Refrigerant	种类 Type	R410A													
	控制方式 Control	外平衡式热力膨胀阀Thermal expansion valve													
水泵 Pump	型式 Typep	高效、低噪声离心水泵Centrifugal pump													
	功率(kW) Power	0.37	0.55	0.55	0.55	1.50	1.50	1.50	1.50	2.20	2.20	3.0	——	——	
	电流(A) Current	0.94	1.31	1.31	1.31	3.20	3.20	3.20	3.20	4.60	4.6	6.0	——	——	
	机外扬程(m <sub>H2O</sub> ) Pressure head	17	22	18	17	25	20	20	20	21	19	22	——	——	
冷凝器 Cond	水管接口尺寸(mm) Water pipe connection	DN25	DN40			DN50			DN65			DN100			
	水流量(L/min) Water flow	56.9	82.2	110.6	132.7	164.4	221.3	265.5	285.5	328.7	428.8	570.9	856.4	1141.9	
蒸发器 Evap	水管接口尺寸(mm) Water pipe connection	DN25	DN40			DN50			DN65			DN100			
	水流量(L/min) Water flow	46.7	67.7	92.0	110.7	135.6	184.0	221.3	240.5	271.2	354.3	481.0	721.5	962.1	
水箱 Water vessel	容积(L) Volume	95	140	140	180	200	250	250	250	350	370	400	——	——	
	补/排/溢水口 Fill/discharge/overflow port	DN20/DN25/DN20													
外形尺寸 Overall size	长L (mm)	1270	1470	1470	1520	1800	1950	1950	1950	2150	2350	2400	2550	3350	
	宽W (mm)	800	900	900	900	950	950	950	950	1100	1150	1300	1500	1500	
	高H(mm)	1100	1100	1100	1100	1190	1190	1190	1190	1390	1390	1500	1500	1500	
整机重量 Weight	kg	236	320	372	435	610	750	850	850	950	1050	1350	1750	2150	

**说明Explanation:**

- 名义工况：冷水进水温度12℃，冷水出水温度7℃；冷却水进水温度30℃，冷却水出水温度35℃；
- 机组安全工作范围：冷冻进水温度9~25℃；
- 电源制式：3P-380V-50Hz。允许电压波动±10%，允许相间电压差±2%；
- 以上数据是以R410A为制冷剂的机组性能参数，如需其他工质，敬请联系；
- 由于技术改进，外形尺寸很可能会有所变更，外形尺寸仅供参考，敬请随时索取安装尺寸图。

- Designed condition:Chilled water in/out 12/7℃,cooling water in/out 30/35℃;
- Suitable chilled water temperature: 9~25℃;
- Power supply:3P-380V-50Hz, voltage allowance:±10% voltage dif between the phase:±2%;
- The date above is for R410A;
- There may be change for improvement without notice, confirm always before your order.

**LSQ系列水冷箱式(15°C)冷水机组参数表(R22) LSQ Series Water Cooled Chillers(R22)**

参数 Specification	型号 Model	LSQ-										
		03WSE(15)	05WSE(15)	08WSE(15)	10WSE(15)	12WSE(15)	15WSE(15)	20WDE(15)	25WDE(15)	30WDE(15)	40WDE(15)	
制冷量 Cap	kW	10.3	18.9	29.2	38.2	43.7	56.9	76.4	87.4	113.8	147.2	
	10 <sup>3</sup> kcal/hr	8.9	16.3	25.1	32.9	37.6	48.9	65.7	75.2	97.9	126.6	
整机功率(kW) Power		2.3	3.9	5.6	7.4	8.4	11.0	14.5	17.4	22.7	29.1	
整机电流(A) Current		6.2	8.0	11.3	14.5	15.7	22.8	28.3	32.6	46.8	52.4	
压缩机 Comp	数量(台) Qty(ps)	1	1	1	1	1	1	2	2	2	2	
	功率(kW) Power	1.95	3.33	5.05	6.65	7.62	10.25	13.3	15.2	20.5	26.90	
	电流(A) Current	5.3	6.7	10.0	12.8	14.0	21.1	25.6	28.0	42.2	47.8	
制冷剂 Refrigerant	种类 Type	R22										
	控制方式 Control	外平衡式热力膨胀阀Thermal expansion valve										
水泵 Pump	型式 Typep	高效、低噪声离心水泵Centrifugal pump										
	功率(kW) Power	0.37	0.55	0.55	0.75	0.75	0.75	1.20	2.20	2.20	2.20	
	电流(A) Current	0.94	1.31	1.31	1.70	1.70	1.70	2.70	4.60	4.60	4.60	
	机外扬程(m <sub>H2O</sub> ) Pressure head	22	23	20	23	19	17	18	21	22	18	
冷凝器 Cond	水流量(L/min) Water flow	35.1	63.7	98.2	128.5	147.1	192.5	257.1	294.2	384.9	499.0	
蒸发器 Evap	水管接口尺寸(mm) Water pipe connection	DN25		DN40			DN50			DN65		
	水流量(L/min) Water flow	29.5	54.2	83.7	109.5	125.3	163.1	219.0	250.5	326.2	422.0	
	水流量(m <sup>3</sup> /h) Water flow	1.8	3.3	5.0	6.6	7.5	9.8	13.1	15.0	19.6	25.3	
水箱 Water vessel	容积(L) Volume	90	95	140	140	180	200	250	250	350	370	
	补/排/溢水口 Fill/discharge/overflow port	DN20/DN25/DN20										
外形尺寸 Overall size	长L (mm)	1050	1050	1420	1450	1520	1800	1850	1950	2150	2350	
	宽W (mm)	740	740	860	1090	860	950	950	950	1390	1100	
	高H(mm)	1100	1100	1100	850	1100	1190	1190	1190	1100	1440	
整机重量 Weight	kg	240	256	340	400	460	640	780	890	990	1100	

**说明Explanation:**

- 名义工况：冷水进水温度20℃，冷水出水温度15℃；冷却水进水温度30℃，冷却水出水温度35℃；
- 机组安全工作范围：冷冻进水温度9~25℃；
- 电源制式：3P-380V-50Hz。允许电压波动±10%，允许相间电压差±2%；
- 以上数据是以R22为制冷剂的机组性能参数，如需其他工质，敬请联系；
- 由于技术改进，外形尺寸很可能会有所变更，外形尺寸仅供参考，敬请随时索取安装尺寸图。

1. Designed condition: Chilled water in/out 20/15°C, cooling water in/out 30/35°C;
2. Suitable chilled water temperature: 9~25°C;
3. Power supply: 3P-380V-50Hz, voltage allowance: ±10% voltage dif between the phase: ±2%;
4. The date above is for R22;
5. There may be change for improvement without notice, confirm always before your order.

**LSQ系列水冷箱式(15°C)冷水机组参数表(R410A) LSQ Series Water Cooled Chillers(R410A)**

参数 Specification	型号 Model	LSQ-													
		05WSEX(15)(BH)	08WSEX(15)(BH)	10WSEX(15)(BH)	12WSEX(15)(BH)	15WSEX(15)(BH)	20WDEX(15)(BH)	25WDEX(15)(BH)	25WSEX(15)(BH)	30WDEX(15)(BH)	40WDEX(15)(BH)	50WDEX(15)(BH)	75WTX(15)(BH)	100WFX(15)(BH)	
制冷量 Cap	kW	19.1	27.9	37.8	45.5	56.1	76	91.0	99.2	112.2	147.0	198.4	297.6	396.8	
	10 <sup>3</sup> kcal/hr	16.4	24.0	32.5	39.1	48.2	65.0	78.3	85.3	96.5	126.4	170.6	255.9	341.2	
整机功率(kW) Power		4.1	5.7	7.3	8.5	10.9	14.3	17.8	18.1	22.5	28.6	35.8	47.8	63.7	
整机电流(A) Current		9.3	11.2	14.6	16.2	23.3	28.6	33.6	31.6	47.7	52.8	61.7	80.9	107.9	
压缩机 Comp	数量(台) Qty(ps)	1	1	1	1	1	2	2	1	2	2	2	3	4	
	功率(kW) Power	3.55	5.15	6.55	7.79	10.15	13.10	15.58	15.92	20.30	26.40	31.84	47.76	63.68	
	电流(A) Current	7.95	9.89	12.93	14.51	21.56	25.86	29.02	26.97	43.12	48.16	53.94	80.91	107.88	
制冷剂 Refrigerant	种类 Type	R410A													
	控制方式 Control	外平衡式热力膨胀阀Thermal expansion valve													
水泵 Pump	型式 Typep	高效、低噪声离心水泵Centrifugal pump													
	功率(kW) Power	0.55	0.55	0.75	0.75	0.75	1.20	2.20	2.20	2.20	2.20	4.0	——	——	
	电流(A) Current	1.31	1.31	1.70	1.70	1.70	2.70	4.60	4.60	4.60	4.60	7.80	——	——	
	机外扬程(m <sub>H2O</sub> ) Pressure head	23	20	23	19	17	18	21	21	22	18	22	——	——	
冷凝器 Cond	水管接口尺寸(mm) Water pipe connection	DN25	DN40			DN50			DN65			DN100			
	水流量(L/min) Water flow	64.8	94.7	127.1	152.7	189.9	254.2	305.5	330.0	379.8	497.0	659.9	989.9	1319.8	
	水流量(m <sup>3</sup> /h) Water flow	3.9	5.7	7.6	9.2	11.4	15.3	18.3	19.8	22.8	29.8	39.6	59.4	79.2	
蒸发器 Evap	水管接口尺寸(mm) Water pipe connection	DN25	DN40			DN50			DN65			DN100			
	水流量(L/min) Water flow	54.6	80.0	108.4	130.4	160.8	216.7	260.9	284.4	321.6	421.4	568.7	853.1	1137.5	
	水流量(m <sup>3</sup> /h) Water flow	3.3	4.8	6.5	7.8	9.6	13.0	15.7	17.1	19.3	25.3	34.1	51.2	68.2	
水箱 Water vessel	容积(L) Volume	95	140	140	180	200	250	250	250	350	370	400	——	——	
	补/排/溢水口 Fill/discharge/overflow port	DN20/DN25/DN20													
外形尺寸 Overall size	长L (mm)	1050	1420	1450	1520	1800	1850	1950	1950	2150	2350	2400	2550	3350	
	宽W (mm)	740	860	1090	860	950	950	950	950	1390	1100	1300	1500	1500	
	高H(mm)	1100	1100	850	1100	1190	1190	1190	1190	1100	1440	1500	1500	1500	
整机重量 Weight	kg	256	340	400	460	640	780	890	890	990	1100	1400	1800	2200	

**说明Explanation:**

- 名义工况：冷冻乙二醇进水温度-1℃，出水温度-5℃；冷却水进水温度30℃，冷却水出水温度35℃；
- 本系列机组应用于低温工况，须使用质量浓度25%的乙二醇等防冻剂作载冷剂；
- 电源制式：3P-380V-50Hz。允许电压波动±10%，允许相间电压差±2%；
- 以上数据是以R410A为制冷剂的机组性能参数，如需其他工质，敬请联系；
- 由于技术改进，外形尺寸很可能会有所变更，外形尺寸仅供参考，敬请随时索取安装尺寸图。

1. Designed condition: Chilled Glycol in/out: -1/-5°C, cooling water in/out: 30/35°C;
2. This series of unit is used for low temperature, need to add 25% ethylene glycol as refrigerant medium;
3. Power supply: 3P-380V-50Hz, voltage allowance: ±10% voltage dif between the phase: ±2%;
4. The date above is for R410A;
5. There may be change for improvement without notice, confirm always before your order.

**LSQ系列水冷箱式冷水机组(-5℃乙二醇)参数表(R22)** LSQ Series Water Cooled Chillers(-5℃ Glycol,R22)

参数 Specification	型号 Model	LSQ-										
		03WSEN(-5)	05WSEN(-5)	08WSEN(-5)	10WSEN(-5)	12WSEN(-5)	15WSEN(-5)	20WDEN(-5)	25WDEN(-5)	30WDEN(-5)	40WDEN(-5)	
制冷量 Cap	kW	5.3	8.5	16.0	17.5	20.0	25.6	35.0	40.0	51.2	70	
	10 <sup>3</sup> kcal/hr	4.6	7.3	13.8	15.1	17.2	22.0	30.1	34.4	44.0	60.2	
整机功率(kW) Power		2.4	3.6	6.1	6.9	7.8	11.1	13.7	15.5	21.2	28.6	
整机电流(A) Current		4.7	7.7	11.5	12.8	14.7	22.2	25.4	29.2	42.3	53.6	
压缩机 Comp	数量(台) Qty(ps)	1	1	1	1	1	1	2	2	2	2	
	功率(kW) Power	2	3.2	5.5	6.3	7.2	10.0	12.6	14.4	20.0	26.4	
	电流(A) Current	3.76	6.8	10.2	11.5	13.4	19.8	23	26.8	39.6	49	
制冷剂 Refrigerant	种类 Type	R22										
	控制方式 Control	外平衡式热力膨胀阀Thermal expansion valve										
水泵 Pump	型式 Typep	高效、低噪声离心水泵Centrifugal pump										
	功率(kW) Power	0.37	0.37	0.55	0.55	0.55	1.10	1.10	1.10	1.20	2.20	
	电流(A) Current	0.94	0.94	1.31	1.31	1.31	2.40	2.40	2.40	2.70	4.6	
	机外扬程(m <sub>H2O</sub> ) Pressure head	25	22	25	24	22	29	27	26	21	22	
冷凝器 Cond	水管接口尺寸(mm) Water pipe connection	DN25			DN40			DN50			DN65	
	水流量(L/min) Water flow	20.9	33.5	61.6	68.2	78.0	102.0	136.4	155.9	204.1	276.3	
蒸发器 Evap	水管接口尺寸(mm) Water pipe connection	DN25			DN40			DN50			DN65	
	水流量(L/min) Water flow	20.6	33.0	62.2	68.0	77.7	99.5	136.0	155.5	199.0	272.1	
水箱 Water vessel	容积(L) Volume	90	95	140	140	180	200	250	250	350	370	
	补/排/溢水口 Fill/discharge/overflow port	DN20/DN25/DN20										
外形尺寸 Overall size	长L (mm)	1270	1270	1470	1470	1520	1800	1950	1950	2150	2350	
	宽W (mm)	800	800	900	900	900	950	950	950	1100	1150	
	高H (mm)	1100	1100	1100	1100	1100	1190	1190	1190	1390	1390	
整机重量 Weight	kg	220	236	320	372	435	610	750	850	950	1050	

**说明Explanation:**

- 名义工况：冷冻乙二醇进水温度-1℃，出水温度-5℃；冷却水进水温度30℃，冷却水出水温度35℃；
- 本系列机组应用于低温工况，须使用质量浓度25%的乙二醇等防冻剂作载冷剂；
- 电源制式：3P-380V-50Hz。允许电压波动±10%，允许相间电压差±2%；
- 以上数据是以R22为制冷剂的机组性能参数，如需其他工质，敬请联系；
- 由于技术改进，外形尺寸很可能会有所变更，外形尺寸仅供参考，敬请随时索取安装尺寸图。

- Designed condition: Chilled Glycol in/out: -1/-5℃, cooling water in/out:30/35℃;
- This series of unit is used for low temperature, need to add 25% ethylene glycol as refrigerant medium;
- Power supply:3P-380V-50Hz, voltage allowance:±10% voltage dif between the phase:±2%;
- The date above is for R22;
- There may be change for improvement without notice, confirm always before your order.

**LSQ系列水冷箱式冷水机组(-5℃乙二醇)参数表(R404A/R507)** LSQ Series Water Cooled Chillers(-5℃ Glycol,R404A/R507)

参数 Specification	型号 Model	LSQ-										
		03WSEN(-5)	05WSEN(-5)	08WSEN(-5)	10WSEN(-5)	13WSEN(-5)	15WSEN(-5)	20WDEN(-5)	25WDEN(-5)	30WDEN(-5)	40WDEN(-5)	
制冷量 Cap	kW	5.5	9.4	14.5	19.4	23.8	28.3	38.8	47.6	56.6	74.2	
	10 <sup>3</sup> kcal/hr	4.7	8.1	12.5	16.7	20.5	24.3	33.4	40.9	48.7	63.8	
整机功率(kW) Power		2.6	4.1	6.2	7.9	10.1	12.4	15.9	20.1	23.8	31.4	
整机电流(A) Current		5.2	8.3	12.7	15.5	19.1	25.2	30.7	37.9	48.3	55.6	
压缩机 Comp	数量(台) Qty(ps)	1	1	1	1	1	1	2	2	2	2	
	功率(kW) Power	2.23	3.73	5.67	7.39	9.5	11.3	14.8	19.0	22.6	29.2	
	电流(A) Current	4.21	7.32	11.4	14.16	17.77	22.81	28.32	35.54	45.62	51.02	
制冷剂 Refrigerant	种类 Type	R404A/R507										
	控制方式 Control	外平衡式热力膨胀阀Thermal expansion valve										
水泵 Pump	型式 Typep	高效、低噪声离心水泵Centrifugal pump										
	功率(kW) Power	0.37	0.37	0.55	0.55	0.55	1.10	1.10	1.10	1.20	2.20	
	电流(A) Current	0.94	0.94	1.31	1.31	1.31	2.40	2.40	2.40	2.70	4.6	
	机外扬程(m <sub>H2O</sub> ) Pressure head	25	22	25	24	22	29	27	26	21	22	
冷凝器 Cond	水管接口尺寸(mm) Water pipe connection	DN25			DN40			DN50			DN65	
	水流量(L/min) Water flow	22.1	37.6	57.8	76.8	95.4	113.5	153.0	190.9	227.0	296.4	
蒸发器 Evap	水管接口尺寸(mm) Water pipe connection	DN25			DN40			DN50			DN65	
	水流量(L/min) Water flow	21.3	36.5	56.4	75.4	92.5	110.0	150.0	185.0	220.0	288.4	
水箱 Water vessel	容积(L) Volume	90	95	140	140	180	200	250	250	350	370	
	补/排/溢水口 Fill/discharge/overflow port	DN20/DN25/DN20										
外形尺寸 Overall size	长L (mm)	1270	1270	1470	1470	1520	1800	1950	1950	2150	2350	
	宽W (mm)	800	800	900	900	900	950	950	950	1100	1150	
	高H (mm)	1100	1100	1100	1100	1100	1190	1190	1190	1390	1390	
整机重量 Weight	kg	220	236	320	372	435	610	750	850	950	1050	

**说明Explanation:**

- 名义工况：冷冻乙二醇进水温度-1℃，出水温度-5℃；冷却水进水温度30℃，冷却水出水温度35℃；
- 本系列机组应用于低温工况，须使用质量浓度25%的乙二醇等防冻剂作载冷剂；
- 电源制式：3P-380V-50Hz。允许电压波动±10%，允许相间电压差±2%；
- 以上数据是以R404A/R507为制冷剂的机组性能参数，如需其他工质，敬请联系；
- 由于技术改进，外形尺寸很可能会有所变更，外形尺寸仅供参考，敬请随时索取安装尺寸图。

- Designed condition: Chilled Glycol in/out: -1/-5℃, cooling water in/out:30/35℃;
- This series of unit is used for low temperature, need to add 25% ethylene glycol as refrigerant medium;
- Power supply:3P-380V-50Hz, voltage allowance:±10% voltage dif between the phase:±2%;
- The date above is for R404A/R507;
- There may be change for improvement without notice, confirm always before your order.

LSQ系列水冷箱式冷水机组(-15℃乙二醇)参数表(R404A/R507) LSQ Series Water Cooled Chillers(-15℃ Glycol,R404A/R507)

参数 Specification	型号 Model	LSQ-								
		03WSEN/G (-15)	05WSEN/G (-15)	08WSEN/G (-15)	10WSEN/G (-15)	12WSEN/G (-15)	15WSEN/G (-15)	20WDEN/G (-15)	25WDEN/G (-15)	30WDEN/G (-15)
制冷量 Cap	kW	3.8	6.4	9.6	13.2	16.0	18.8	26.4	32.0	37.6
	10 <sup>3</sup> kcal/hr	3.3	5.5	8.3	11.4	13.8	16.2	22.7	27.5	32.3
整机功率(kW) Power		2.5	3.9	5.9	7.5	9.5	11.8	14.9	19.0	23.6
整机电流(A) Current		5.0	8.1	12.4	14.9	18.3	24.4	29.8	36.6	48.7
压缩机 Comp	数量(台) Qty(ps)	1	1	1	1	1	1	2	2	2
	功率(kW) Power	2.13	3.57	5.37	6.92	8.96	10.7	13.8	17.9	21.4
	电流(A) Current	4.09	7.14	11.04	13.58	17.01	21.96	27.2	34.0	43.9
制冷剂 Refrigerant	种类 Type	R404A/R507								
	控制方式 Control	外平衡式热力膨胀阀 Thermal expansion valve								
水泵 Pump	型式 Type	高效、低噪声离心水泵 Centrifugal pump								
	功率(kW) Power	0.37	0.37	0.55	0.55	0.55	1.10	1.10	1.10	1.20
	电流(A) Current	0.94	0.94	1.31	1.31	1.31	2.40	2.40	2.40	2.70
	机外扬程(m <sub>H<sub>2</sub>O</sub> ) Pressure head	25	22	25	24	22	29	27	26	21
冷凝器 Cond	水管接口尺寸(mm) Water pipe connection	DN25			DN40			DN50		DN65
	水流量(L/min) Water flow	17.0	28.6	42.9	57.7	71.5	84.6	115.3	143.1	169.1
蒸发器 Evap	水管接口尺寸(mm) Water pipe connection	DN25			DN40			DN50		DN65
	水流量(L/min) Water flow	16.0	26.9	40.3	55.4	67.2	78.9	110.8	134.4	157.9
水箱 Water vessel	容积(L) Volume	90	90	150	190	190	240	300	300	350
	补/排/溢水口 Fill/discharge/overflow port	DN20/DN25/DN20								
外形尺寸 Overall size	长L (mm)	1270	1270	1470	1470	1520	1800	1950	1950	2150
	宽W (mm)	800	800	900	900	900	950	950	950	1100
	高H(mm)	1100	1100	1100	1100	1100	1190	1190	1190	1390
整机重量 Weight	kg	220	236	320	372	435	610	750	850	950

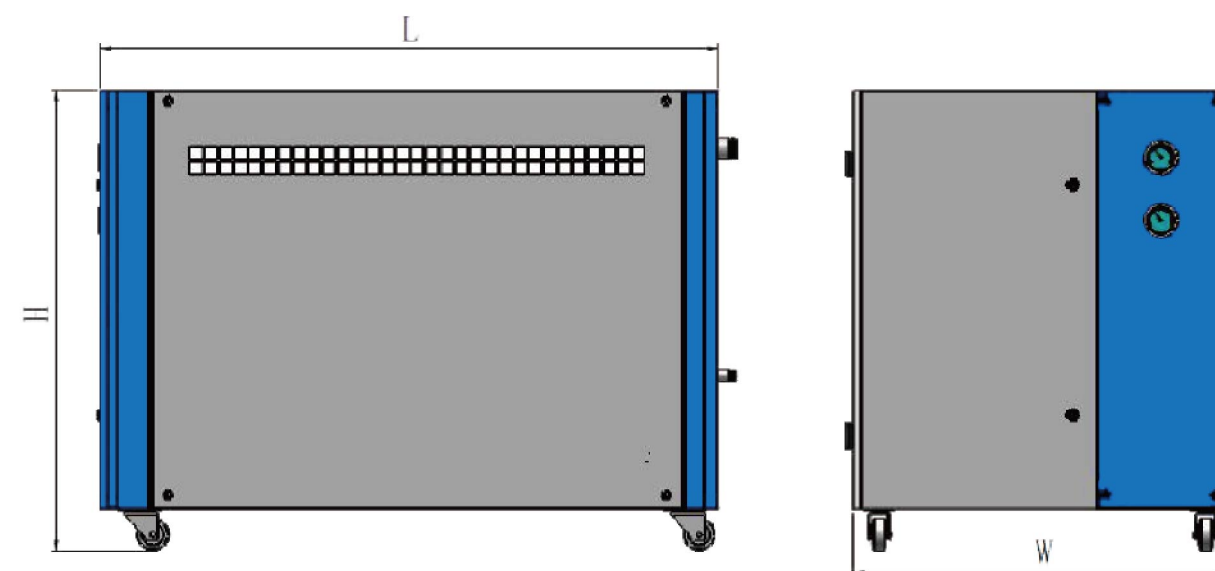
说明Explanation:

- 1.名义工况：冷冻乙二醇进水温度-11℃，出水温度-15℃；冷却水进水温度30℃，冷却水出水温度35℃；
- 2.本系列机组应用于低温工况，须使用质量浓度45%的乙二醇等防冻剂作载冷剂；
- 3.电源制式：3P-380V-50Hz。允许电压波动±10%，允许相间电压差±2%；
- 4.以上数据是以R404A/R507为制冷剂的机组性能参数；
- 5.由于技术改进，外形尺寸很可能会有所变更，外形尺寸仅供参考，敬请随时索取安装尺寸图。

1. Designed condition: Chilled Glycol in/out: -11/-15℃, cooling water in/out: 30/35℃;
2. This series of unit is used for low temperature, need to add 45% ethylene glycol as refrigerant medium;
3. Power supply: 3P-380V-50Hz, voltage allowance: ±10% voltage dif between the phase: ±2%;
4. The data above is for R404A/R507;
5. There may be change for improvement without notice, confirm always before your order.

外型尺寸 Overall size

LSQ-03WS~LSQ-15WS



LSQ-20WD~LSQ-40WD

